



# Malware Detector

**Simple and Effective Website  
Security**

# Imagine...



It's a bright, sunny day,  
and its raining orders  
because of your growing  
online presence



But while you managed  
to attract a lot of  
customers, you also  
came into the radar of  
ill-meaning hackers



Alas, your site is  
defaced, your customers  
have lost trust, revenue  
is plummeting and your  
goodwill has crashed  
overnight!



While you were busy running your business,  
money-hungry hackers were plotting to  
compromise your online presence

# The Fact is..

**5,000**

small & medium websites are attacked everyday

**70%**

of all websites are vulnerable to attacks

**60%**

of all data breaches happen at companies with less than 50 employees

**6,000**

websites are blacklisted by Google everyday

And you thought that hackers only target the big, e-commerce websites? *Think Again*


# What You Stand To Lose..



You spend a lot of money to build an attractive website



You invest more to build traffic, advertise and rank well



A single attack can cause all your time, money and effort to go down the drain!


# **Introducing SiteLock**

An effective solution that 'just works'

# What is SiteLock

SiteLock is a website security solution designed specially for small and medium businesses

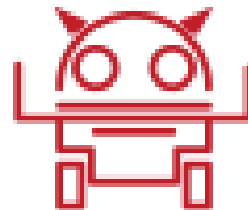
It serves as an early detection alarm and protects from online threats like:




**Viruses**



**Hackers**



**Bot Attacks**



**Identity Theft**

# The Best Part..



**SiteLock starts  
working instantly**

You don't need to install or set SiteLock up – it is cloud-based and starts scanning your website instantly

AND



**It Automatically  
Removes Malware**

Don't have the technical know-how to secure your website? No worries! SiteLock will do it for you automatically

**You don't need a technical assistant to set up and monitor SiteLock for you – it just works!**

# 360 Degree Monitoring and Protection



SiteLock takes care of *all* aspects of your web presence



# Website and Application Scanning



## Deep 360 Degree Scans

SiteLock scans your web files from the inside-out as well as from the outside-in to detect *and remediate* malware and viruses

## Application Scanning

SiteLock scans all your applications like blogs, shopping carts etc. to check for known vulnerabilities or recommend upgrades to secure versions

# The Trust Seal



***Over 70% users  
look for a sign  
of security  
before providing  
personal details  
online***

- ✓ SiteLock's Trust Seal assures users that your site is secure and malware-free



***Displaying a Trust Seal is also proven increase  
sales by approx. 15%***

# SiteLock's SMART Tool

Uses FTP to thoroughly scan through your website and find malware.



***Automatically removes  
malware*** before it can  
damage your website

This means, you can sit back and focus on your business and customers, while SiteLock runs in the background to protect your website 24x7

# The TrueShield Firewall & CDN

## TrueShield Firewall

SiteLock's Firewall uses a global network to identify malicious behaviour and shields your website from bot attacks

## TrueSpeed CDN

SiteLock's CDN speeds up your website to ensure optimum load time and customer experience. A faster site also ranks better on search engines.



# Reputation Monitoring

## Search Engine Blacklists

SiteLock monitors blacklists of leading search engines to ensure that your site is not linked to any known malware sites or blacklisted for bad links.



## Spam Filters

SiteLock also monitors leading Spam filters to ensure that your mail servers are not caught which could result in your mail being marked as spam.



# Using SiteLock

A Quick Tour

The screenshot displays a web control panel with a blue header bar containing navigation links: Home, Manage Orders, My Billing, Settings, and Help. A 'Buy' button is located in the top right corner. Below the header, the 'List of Orders' section is visible. On the left, there is a search and filter sidebar with options for 'Search Orders', 'For Product' (set to 'Any'), 'With Status' (set to 'Any'), 'Expiry' (set to 'Any'), and a checkbox for 'Set to Auto-Renew'. The main area shows a table of orders with columns for 'Domain Name', 'Product', and 'Expiry'. The first row, for 'demo-sitelock.com.onlyfordemo.com', is highlighted with a red border. Below the table, a detailed view for the selected SiteLock order is shown. It includes the SiteLock logo, the product name 'SiteLock Professional', and the expiry dates 'June 25, 2014' and 'June 25, 2015'. A green 'Renew' button is present. Under the heading 'Admin Panel', there is a description: 'Initiate scans, view threat details and security reports'. At the bottom, there is a red 'x' icon and a link to 'Delete Order'.

Domain Name	Product	Expiry
<a href="#">demo-sitelock.com.onlyfordemo.com</a>	SiteLock	Jun 25, 2015
<a href="#">test-domains-098.com.onlyfordemo.com</a>		Dec 13, 2014
<a href="#">testdomains098.net.onlyfordemo.com</a>		Dec 10, 2014

**SiteLock** [More](#) June 25, 2014 June 25, 2015 [Renew](#)

**Admin Panel**  
Initiate scans, view threat details and security reports

[Delete Order](#)

SiteLock is easily accessible from your Control Panel.  
Go to the detailed order view and click on SiteLock

## Security Summary

Date	Scan Type	Items Scanned	Alerts	Action	Status
06/25/2014	Malware	2 page(s)	0		GOOD
06/25/2014	Spam	1 host(s)	0		GOOD
N/A	XSS Scan	N/A	N/A		PENDING
N/A	SQL Injection	N/A	N/A		PENDING
N/A	SSL				
N/A	Application				
06/25/2014	Advisories				
N/A	SMART				
N/A	TrueShield				

**SiteLock**

DASHBOARD SITES SETTINGS FAQ

Test

06/20/2014 - 06/26/2014

demo-sitelock.com.onlyfo..

**Malware**

Google Yandex PhishTank ANTI-VIRUS BLACKLIST **SiteLock** Security for Online Business

Scan Date	Pages Scanned	Links Checked	Malware Found	Malware Links	Status
<a href="#">06/25/2014</a>	2	2	0	0	

**Details of Malware scan on : 06/25/2014**

Scan Results

No infected pages found.

You can view your Scan Results from the SiteLock Panel. Clicking on a scan will show you threat details, if any



Security Summary

Date	Scan Type	Items Scanned	Alerts
06/25/2014	Malware	2 page(s)	0
06/25/2014	Spam	1 host(s)	0
N/A	XSS Scan	N/A	0
N/A	SQL Injection	N/A	0
N/A	SSL	N/A	0
N/A	Application	N/A	0
06/25/2014	Advisories	2 page(s)	0
N/A	SMART		0
N/A	TrueShield		0

Messages and Alerts

Date	Type	Severity	Subject
06/25/2014	security	notice	No malware has been found on demo-sitelock.com. onlyfordemo.com.

SiteLock

DASHBOARD SITES SETTINGS FAQ

INSTALLING YOUR SITELOCK TRUST SEAL

Displaying the SiteLock Trust Seal shows your visitors that you take their security seriously, instilling trust in your customers for your brand, and even increasing your online sales.

Selected Domain:demo-sitelock.com.onlyfordemo.com

STEP1 Choose a language


Select the language for your SiteLock Trust Seal.

English

STEP 2 Choose color, size and style

Select the color, size and style that you like best for your website.

Medium White Malware Free



STEP3 Install SiteLock Trust Seal

☒ I want SiteLock to install the trust seal automatically on my website using TrueShield.

Choose a location to display your trust seal

None

☐ I want to install the trust seal on my website. Show me the code.

STEP 4 Displaying contact info

☐ I would like to display the verified phone and address information I provided when visitors click on my trust seal. (This provides with them an added feeling of security knowing there is someone to contact if issues arise during their interaction with your business.)

☐ Please do not display this information.

SAVE ALL OPTIONS

Deploy SiteLock Trust Seal [CLICK HERE](#)

You can display the Trust Seal on your website in 4 simple steps

Security Summary

Date	Scan Type	Items Scanned	Results	Actions
06/25/2014	Malware	2 page(s)		
06/25/2014	Spam	1 host(s)		
N/A	XSS Scan	N/A		
N/A	SQL Injection	N/A		
N/A	SSL	N/A		
N/A	Application	N/A		PENDING
06/25/2014	Advisories	2 page(s)	1	REVIEW
N/A	SMART			Configure
N/A	TrueShield			Click for details

SiteLock

DASHBOARD SITES SETTINGS FAQ

Configure download settings

STEP 1 FTP Login Info - Who should we connect as ?

Instructions

Click here for directions for setup.

demo@sitelock.com

.....

FTP

ftp.yourdomain.com

Port

21

TEST CONNECTION

STEP 2 Help us find the folder where the website files for your domain are stored.

NEXT STEP

Skip Setup

Specify your FTP details to make use of the deep, inside-out scans and SiteLock's *automatic malware removal* capabilities

SiteLock.

DASHBOARD

SITES

SETTINGS

TRUESHIELD/TRUESPEED ACTIVATION

In order to activate TrueShield, you must modify your site's DNS records so that traffic flows through SiteLock's global content delivery network and firewall. Not sure how to do that? Keep going - we'll walk you through it.

Selected domain is: "demo-sitelock.com.onlyfordemo.com"

✓ STEP 1 Verify your domain

⚡ STEP 2 Change your A Record(s) and CNAME in your DNS records

Instructions

Click on Instructions to see how to change these records in your hosting control panel.

Please change the A record(s) for your domain

Current: 174.133.48.30

New:

Please change the CNAME records for your domain

Current:

New: fjcgg.sitelockcdn.net

Security Summary

Date	Scan Type	Items Scanned		
06/25/2014	Malware	2 page(s)		
06/25/2014	Spam	1 host(s)		
N/A	XSS Scan	N/A	N/A	PENDING
N/A	SQL Injection	N/A	N/A	PENDING
N/A	SSL	N/A	N/A	
N/A	Application	N/A	N/A	PENDING
06/25/2014	Advisories	2 page(s)	1	REVIEW
N/A	SMART		Configure	
N/A	TrueShield		Click for details	

Set up TrueShield Firewall and CDN by adding A and CNAME records to your domain name

# Bottomline..

*Your website is your business. Don't let it fall prey to unscrupulous hackers. Protect your online presence **beforehand**.*



**Beat the bad guys  
to the chase!**

# **Thank You**

**And keep safe online..**